

myMIX® Connect

DESIGNED BY THE BLACK TANK

WHAT IS myMIX CONNECT?

The Rosco myMIX Connect dongle works in conjunction with the myMIX app, providing the opportunity to preview, save, recall, and send specified colors and white presets via RDM. Choose from a database of True Rosco Color™ gel matches or build your own color through the myMIX App Color and White Modes.

- RJ45 Connector
- Self-Powered via Miro Cube® 2
- Secure access via unique pairing code
- 68mm (2.69") long x 21mm (.81")
- 3-year limited warranty

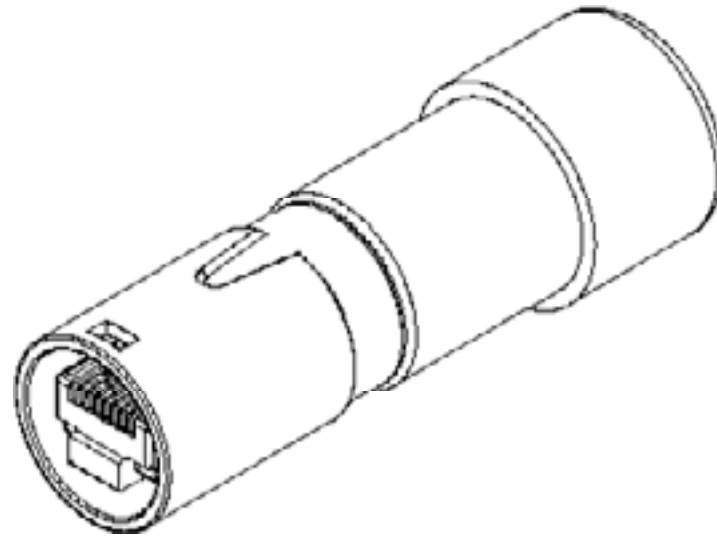
Compatible Rosco Products:

Miro Cube® 2 WNC

Miro Cube® 2 4C

Miro Cube® 2 4CA

Miro Cube® 2 UV365



SETTING UP YOUR myMIX CONNECT

1 Download the myMIX app.

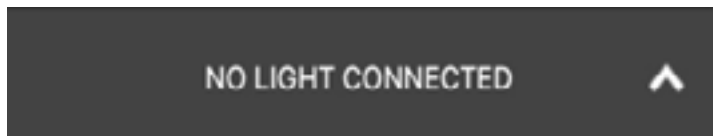
IOS



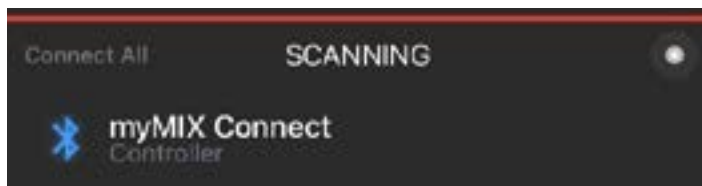
2 Connect your myMIX Connect dongle to a myMIX compatible light fixture.



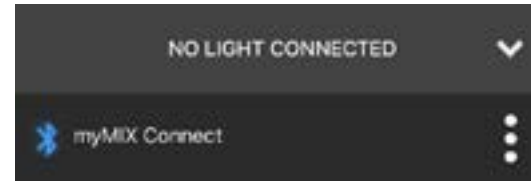
3 Sign into your app and press "No Light Connected" to get started.



4 Press SCAN.



5 Click on myMIX Connect.



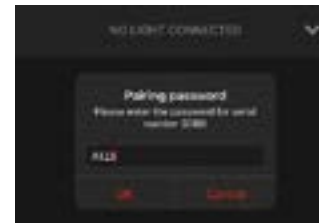
6 Select your fixture.

Note: myMIX Connect will not be visible if another device is connected to it. The current user can disconnect by pressing the 3 dots and choosing "Disconnect", or by pressing and holding the product name.



7 Enter pairing code (found on a label in packaging material).

Note: for security purposes, each myMIX Connect comes with a unique pairing code. The label containing the pairing code can be affixed to the dongle. Anyone with this pairing code can control the dongle via the myMIX App. Simply enter the pairing code when prompted in the myMIX App. The pairing code will remain connected to the myMIX App until the dongle connection settings are changed in-app. Please contact techsupport@roscocom to retrieve misplaced pairing codes.



8 Select the down arrow to enter live mode.



MIXING COLORS

Start creating your colors with the 3 modes available: White, Gel, Color. Adjust the Intensity, CCT, Hue and Saturation by clicking on them and selecting the desired values.

- **White Mode** allows you to fine-tune the color temperature with Green and Magenta adjustment. (See Data Sheet for specific ranges by fixture.)
- **Gel Mode** gives you access to up to 54 True Rosco Color™ gel matches.
- **Color Mode** has a Hue and Saturation section, as well as a CIE 1931 color space, where you can select from virtually any color desired.

White Mode



Gel Mode



Color Mode



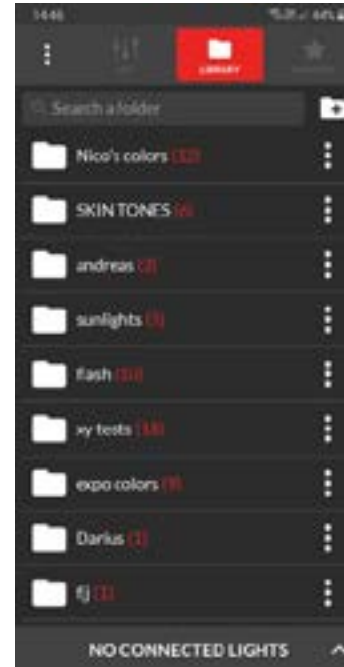
SAVING COLORS



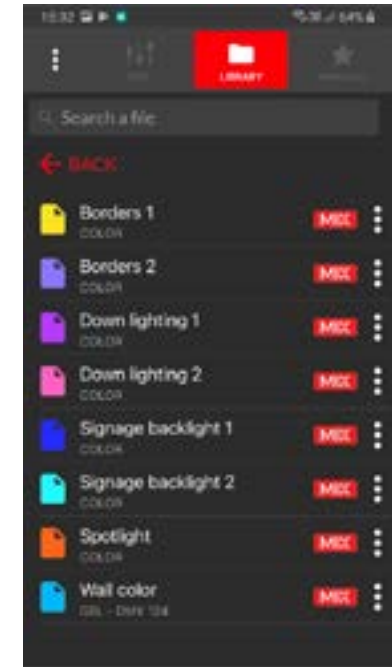
To save a color, press the "save" button located on the top right on the control window.



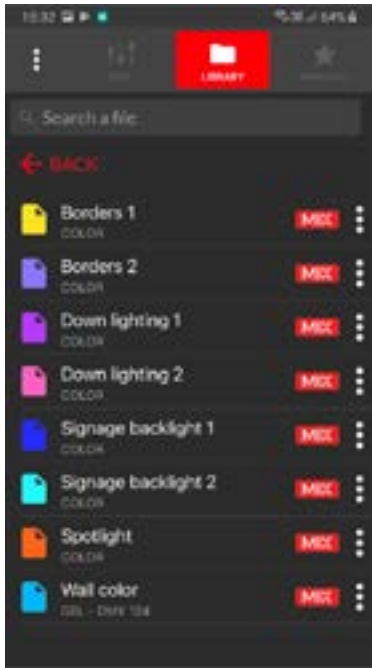
Name your color, and select or create the folder you want to have it saved in.



Every saved color is accessible in the Library section.

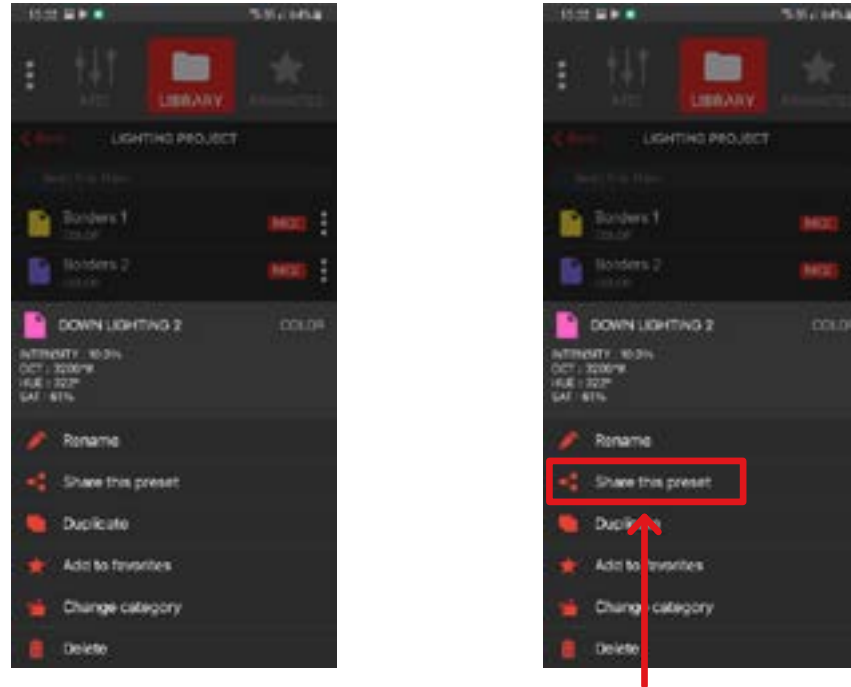


SAVING COLORS



Clicking on the 3 dots next to the color will open its color card.

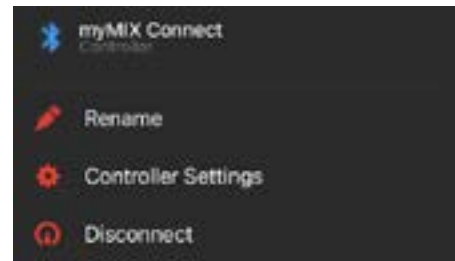
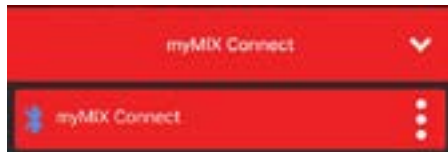
SHARING COLORS



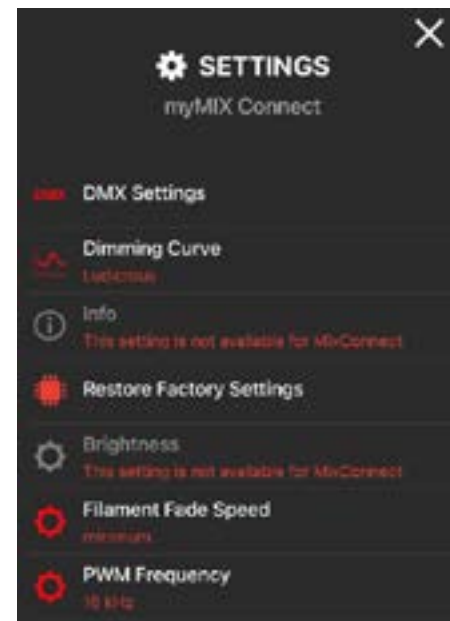
You can share a color or a folder via email, text message, or WhatsApp.

RDM VIA myMIX CONNECT

Your myMIX Connect can access and modify the controller settings and features via RDM. On Rosco myMIX compatible products this will enable you to assign a DMX address, adjust dimming curves and PWM frequency, and toggle between fixture personalities.



To access the parameters, from the "live mode" screen press the 3 dots next to the fitting and choose "Controller Setting." When prompted, select "yes" to access parameters.



Select DMX Settings in the parameters screen to adjust the DMX address or dimming profiles select the RDM feature or parameter you would like to toggle from the menu.

Note: Some features may not be available for myMIX Connect operations, in these cases the option will state "This setting is not available for myMIX Connect".

MULTIPLE FIXTURES

With the myMIX Connect, it is possible to uniformly control up to 32 myMIX Compatible DMX lights via in/out data looping and proper DMX termination*. Simply link your myMIX app to one of the fixtures and all lights connected will follow these same commands. (Note that only one linked fixture will appear on the myMIX app.) All fixtures in the chain should be identical as this will ensure that consistent color recipes are maintained across all fixtures. Differing lights could also result in glitches in the myMIX app and fixture programming. If you wish for any lights to work independently, please disconnect that fixture from the chain.

*Adding a terminator to your myMIX Connect: The myMIX Connect may not work correctly with low power rated termination resistors due to the myMIX Connect pulling power from the light fixture. If you have trouble with your myMIX Connect, try unplugging your terminator.

RJ45 PIN LAYOUT

Pin 1 = D1 + (Data from dongle)

Pin 2 = D1- (Data from dongle)

Pin 3 = D2+ (Power for dongle)

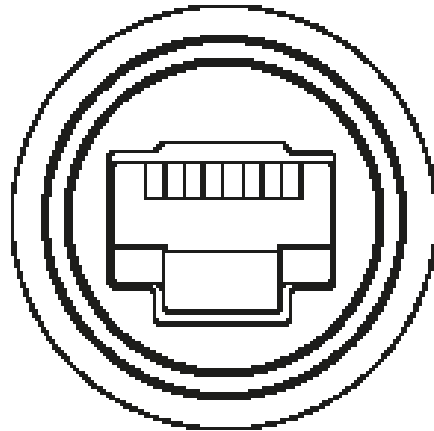
Pin 4 = N/A

Pin 5 = N/A

Pin 6 = D2- (Power for dongle)

Pin 7 = Ground

Pin 8 = Ground



DISCLAIMERS

General precautions

- Rosco products are made to be used by trained professionals only.
- Rosco products are not for household use.
- Rosco myMIX Connect is designed for operation within the range of -4° to 113°F (-20° to +40°C).
- Ensure Rosco myMIX Connect Dongle is stored within the range of -4° to 140°F (-20° to +60°C).

Risk of electric shock and fire

- Do not open the product. There are no user serviceable parts inside.
- Must only be serviced by a qualified technician.
- Do not operate the product if the ambient temperature exceeds 113°F (40° C).
- Let the product cool down completely before you handle it.

CERTIFICATIONS

Warnings

- Not for residential use.
- Not for household use.

Certifications

Radio Equipment Directive 2014/53/EU and EMC Directive – 2014/30/EU:
ETSI EN 300 328 V2.1(2016-11)
Draft ETSI EN 301 489-1 V2.2.0 (2017-03)
Draft ETSI EN 301 489-17 V3.2.0 (2017-03)
EN 62479 : 2010

FCC :

This device complies with Part 15 of the FCC Rules.

ROHS :

This device complies with the RoHS Directive 2011/65/EU and its subsequent amendments regulation EU No. 2015/863.

3-YEAR LIMITED WARRANTY

Rosco Laboratories warrants to the first retail purchaser that this Product will be free from defects in workmanship and material for a period of 36 months from the date of original purchase.

For warranty service you must be able to provide proof of purchase. Should this Product prove defective during the warranty period, please contact your local Rosco office for Return Authorization. No warranty service will be performed without Return Authorization.

At Rosco's sole discretion, covered Products will be repaired or replaced with new or refurbished equipment or a model of like kind and quality. Exchanged or replaced parts and Products assume the remaining warranty period of the original product covered by this limited warranty. You are responsible for securely packaging the defective. Product and returning it to Rosco as per the instructions of the Return Authorization. Within North America, Rosco will ship the repaired or replaced Product to you freight prepaid. Shipments to other locations will be made freight collect.

This warranty is non-transferable and does not extend beyond the first retail purchase of the Product.

This warranty does not cover damage to the Rosco Product caused by parts not manufactured, distributed or certified by Rosco.

Rosco is not obligated to provide warranty service should the Product fail to be properly maintained or fail to function properly as a result of misuse, abuse, improper installation, neglect, improper shipping, damage caused by disasters such as flood, fire and lightning, improper electrical current or unauthorized service repairs other than those by a Rosco Authorized Servicer.

If a claimed defect cannot be identified or reproduced, you will be held responsible for the costs incurred. Unless otherwise stipulated by state law, all warranties expressed or implied are limited to the 36 month period of this warranty.

THE WARRANTY AND REMEDY PROVIDED ABOVE ARE EXCLUSIVE AND IN LIEU OF ALL OTHER EXPRESS OR IMPLIED WARRANTIES INCLUDING BUT NOT LIMITED TO THE IMPLIED WARRANTIES OF MERCHANTABILITY, NON-INFRINGEMENT OR FITNESS FOR A PARTICULAR PURPOSE. EXCEPT AS PROVIDED IN THIS WRITTEN WARRANTY AND UNLESS EXCLUSIONS ARE SPECIFICALLY FORBIDDEN BY STATE LAW, NEITHER ROSCO NOR ITS AFFILIATES WILL BE LIABLE FOR ANY LOSS, INCONVENIENCE, OR DAMAGE, INCLUDING DIRECT, SPECIAL, INCIDENTAL OR CONSEQUENTIAL DAMAGES, INCLUDING INJURY TO PERSONS OR PROPERTY, RESULTING FROM THE USE OR INABILITY TO USE THE ROSCO PRODUCT, WHETHER RESULTING FROM BREACH OF WARRANTY OR ANY OTHER LEGAL THEORY.